

START DATE

END DATE

STUDENT NAME



UNIT OF STUDY

3

VOCABULARY

STANDARD OF EXCELLENCE, BOOK 1:

PAGE 9

TERM	SYMBOL	DEFINITION
Repeat Sign		
Common Time		
Fermata		
Solo		
Soli		
Tutti		

ONGOING SKILLS

NOTES

- * Play all of the correct notes
- * Apply key signature correctly

RHYTHM

- * Play all of the correct rhythms;
- * Count and clap aloud while tapping your foot

PERCUSSION ONLY

- * Grip mallets & sticks correctly
- * Play with even stick height
- * Play w/correct wrist movement

POSTURE

- * Feet flat on floor
- * Back straight
- * Hold instrument at the correct angle

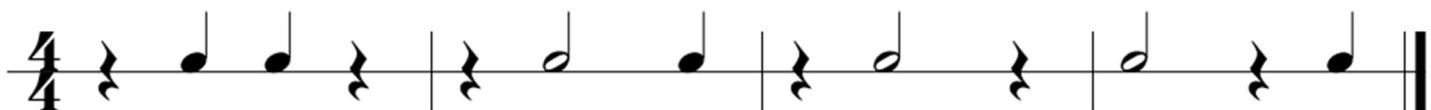

ARTICULATION

- * Tongue correctly
- * Slur as marked

BOOK SONGS & PLAYING EXAM

DIRECTIONS: Play the following songs for your teacher and check off the songs you have mastered. You will be asked to perform one of these songs as a playing exam with SmartMusic. Earn a score of 70% or better and you will pass this Unit of Study!

- 23 Merrily We Roll Along
- 24 Lightly Row (DUET)
- 25 One Step At A Time
- 26 Good King Wenceslas
- 27 Song of the Fjords
- 28 [Compose Your Own Song]
- 29 Go For Excellence!



RHYTHM COUNTING

DIRECTIONS:

- ✓ Use the number system 1 2 3 4 to write in the counting for the rhythms above.
- ✓ Use parenthesis to show where you are not clapping, but still counting.

For example:



1 2 3 (4)

- ✓ Say and clap the entire rhythm line with at least 70% accuracy.
- ✓ Reinforce your skills by playing these rhythms on your instrument using “Concert Bb” or any note you like.

MAJOR SCALES & mini scales

Do Re Mi Fa Sol La Ti Do

GRADING

_____ /9	VOCABULARY
_____ /7	BOOK SONGS
_____ /18	PLAYING EXAM
_____ /9	MAJOR SCALES & mini scales
_____ /37	RHYTHM COUNTING
_____ /85	OVERALL GRADE