

START DATE

END DATE

STUDENT NAME

UNIT OF STUDY

5

VOCABULARY

STANDARD OF EXCELLENCE, BOOK 1: PAGE 11-12

TERM	SYMBOL	DEFINITION
Key Signature	_____	

ONGOING SKILLS

NOTES

- * Play all of the correct notes
- * Apply key signature correctly

RHYTHM

- * Play all of the correct rhythms;
- * Count and clap aloud while tapping your foot

PERCUSSION ONLY

- * Grip mallets & sticks correctly
- * Play with even stick height
- * Play w/correct wrist movement

POSTURE

- * Feet flat on floor
- * Back straight
- * Hold instrument at the correct angle

ARTICULATION

- * Tongue correctly
- * Slur as marked

BOOK SONGS & PLAYING EXAM

DIRECTIONS: Play the following songs for your teacher and check off the songs you have mastered. You will be asked to perform one of these songs as a playing exam with SmartMusic. Earn a score of 70% or better and you will pass this Unit of Study!

- 36 Mark Time
- 37 Sweetly Sings the Donkey (ROUND)
- 38 Mary Ann
- 39 Crusader's March
- 40 Balance the Scales
- 41 Go For Excellence!
- p. 12 Jingle Bells (BAND ARRANGEMENT)**
- 42 School Song
- 43 [Green Line] Private Lesson

MAJOR SCALES & mini scales

Ti
Do
Re
Mi
Fa
Sol
La
 (low)

EXTRA CREDIT

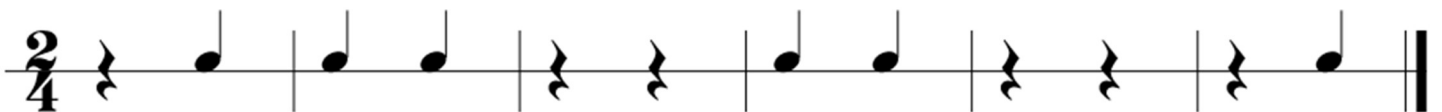
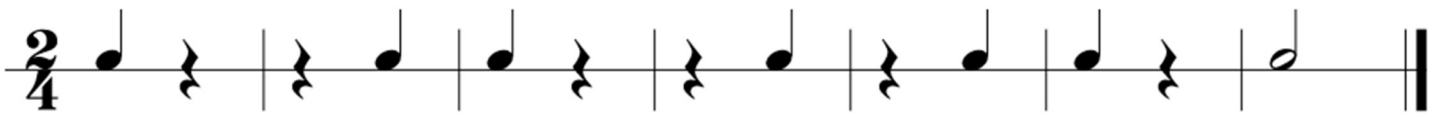
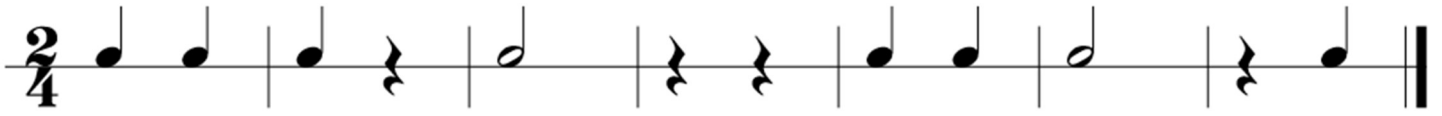
8 pts.

DIRECTIONS: Figure out how to the high notes to play a one-octave Major Scale.

Do
Re
Mi
Fa
Sol
La
Ti
Do
 (high) (high)

← **Extra Credit:** In the space below, draw your key signature and all of the notes for your one-octave Major Scale.

_____	_____	_____
_____	_____	_____
_____	_____	_____



RHYTHM COUNTING

DIRECTIONS:

- ✓ Use the number system 1 2 3 4 to write in the counting for the rhythms above.
- ✓ Use parenthesis to show where you are not clapping, but still counting.

For example:



1 2 1 (2)

- ✓ Say and clap the entire rhythm line with at least 70% accuracy.
- ✓ Reinforce your skills by playing these rhythms on your instrument using “Concert Bb” or any note you like.

GRADING

_____ /2	VOCABULARY
_____ /9	BOOK SONGS
_____ /48	PLAYING EXAM
_____ /13	MAJOR SCALES & mini scales [Percussion: Rudiments]
_____ /30	RHYTHM COUNTING
+ _____ /8	EXTRA CREDIT
_____ /102	OVERALL GRADE